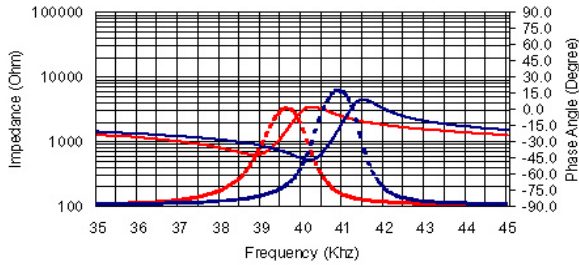
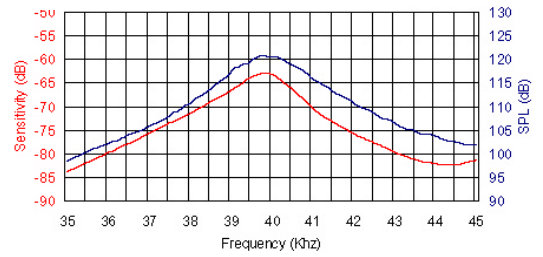


40LR12 Impedance —
 40LR12 Phase —
 40LT12 Impedance - - -
 40LT12 Phase - - -

Impedance/Phase Angle vs. Frequency
 Tested under 1 Vrms Oscillation Level

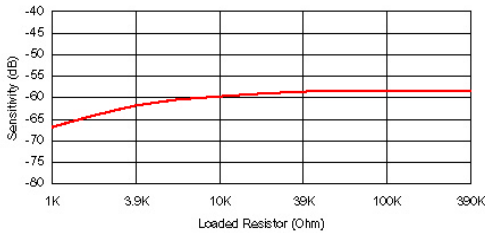


Sensitivity/Sound Pressure Level
 Tested under 10 Vrms @ 30 cm

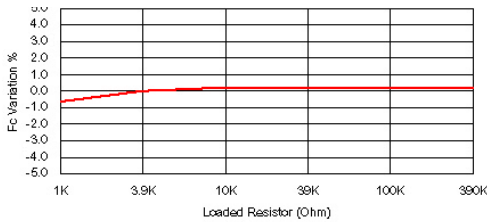


40LR12 Receiver

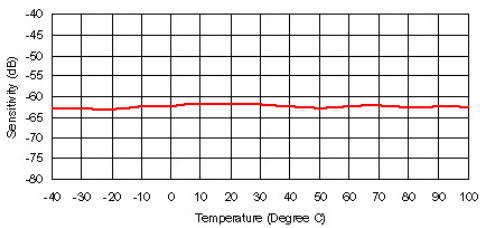
Sensitivity Variation vs. Loaded Resistor



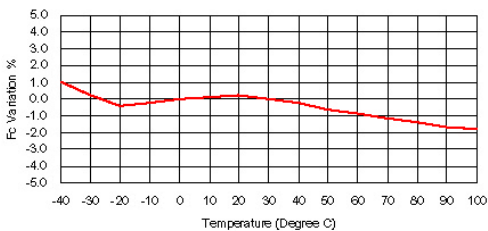
Center Frequency Shift vs. Loaded Resistor



Sensitivity Variation vs. Temperature

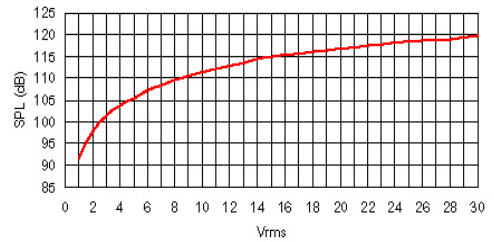


Center Frequency Shift vs. Temperature

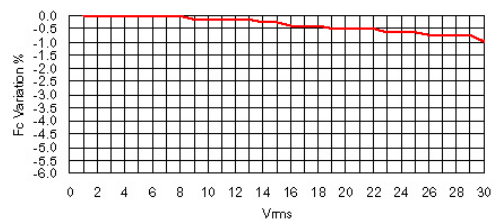


40LT12 Transmitter

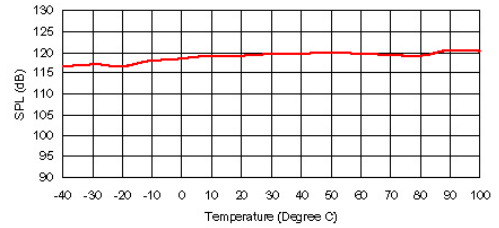
SPL Variation vs. Driving Voltage



Center Frequency Shift vs. Driving Voltage



SPL Variation vs. Temperature



Center Frequency Shift vs. Temperature

